

Energy performance certificate (EPC)

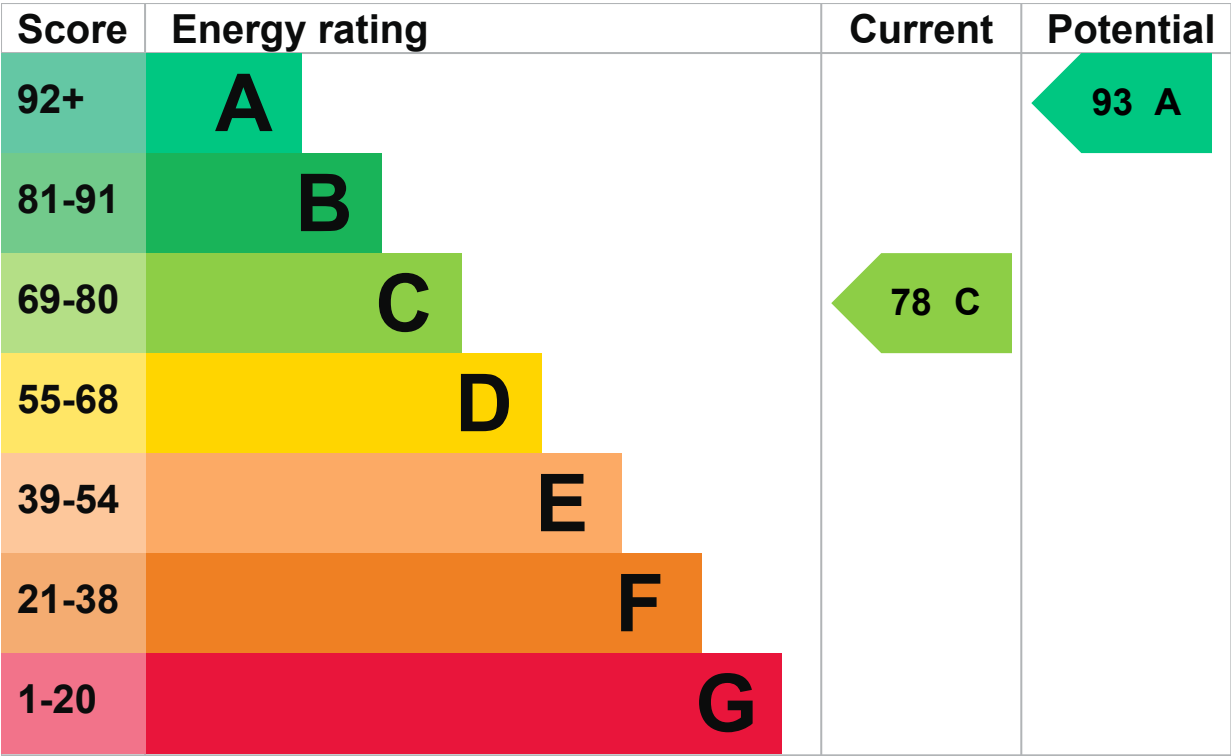
25 Glencraig Park HOLYWOOD BT18 0BZ	Energy rating <div>C</div>	Valid until: 3 July 2035
		Certificate number: 0007-3565-7102-0176-8002

Property type	Detached house
Total floor area	207 square metres

Energy rating and score

This property’s energy rating is C. It has the potential to be A.

[See how to improve this property’s energy efficiency.](#)



The graph shows this property’s current and potential energy rating.

Properties get a rating from A (best) to G (worst) and a score. The better the rating and score, the lower your energy bills are likely to be.

For properties in Northern Ireland:

- the average energy rating is D
- the average energy score is 60

Breakdown of property’s energy performance

Features in this property

Features get a rating from very good to very poor, based on how energy efficient they are. Ratings are not based on how well features work or their condition.

Assumed ratings are based on the property’s age and type. They are used for features the assessor could not inspect.

Feature	Description	Rating
Wall	Cavity wall, as built, insulated (assumed)	Good
Roof	Pitched, insulated (assumed)	Good
Window	Fully double glazed	Average
Main heating	Boiler and underfloor heating, mains gas	Good

Feature	Description	Rating
Main heating control	Programmer and at least two room thermostats	Good
Hot water	From main system, no cylinder thermostat	Average
Lighting	Below average lighting efficiency	Poor
Floor	Solid, insulated (assumed)	N/A
Air tightness	(not tested)	N/A
Secondary heating	None	N/A

Low and zero carbon energy sources

Low and zero carbon energy sources release very little or no CO₂. Installing these sources may help reduce energy bills as well as cutting carbon emissions. The following low or zero carbon energy sources are installed in this property:

- Solar photovoltaics

Primary energy use

The primary energy use for this property per year is 136 kilowatt hours per square metre (kWh/m²).

► [About primary energy use](#)

Smart meters

This property had **no smart meters** when it was assessed.

Smart meters help you understand your energy use and how you could save money. They may help you access better energy deals.

[Find out how to get a smart meter \(https://www.smartenergygb.org/\)](https://www.smartenergygb.org/)

How this affects your energy bills

An average household would need to spend **£2,043 per year on heating, hot water and lighting** in this property. These costs usually make up the majority of your energy bills.

You could **save £1,222 per year** if you complete the suggested steps for improving this property's energy rating.

This is **based on average costs in 2025** when this EPC was created. People living at the property may use different amounts of energy for heating, hot water and lighting.

Heating this property

Estimated energy needed in this property is:

- 17,311 kWh per year for heating
- 3,821 kWh per year for hot water

Impact on the environment

This property’s environmental impact rating is C. It has the potential to be B.

Properties get a rating from A (best) to G (worst) on how much carbon dioxide (CO2) they produce each year.

Carbon emissions

An average household produces	6 tonnes of CO2
This property produces	5.3 tonnes of CO2
This property’s potential production	1.7 tonnes of CO2

You could improve this property’s CO2 emissions by making the suggested changes. This will help to protect the environment.

These ratings are based on assumptions about average occupancy and energy use. People living at the property may use different amounts of energy.

Steps you could take to save energy

► [Do I need to follow these steps in order?](#)

Step 1: Low energy lighting

Typical installation cost	£720 - £840
---------------------------	-------------

Typical yearly saving	£90
-----------------------	-----

Potential rating after completing step 1	79 C
--	------

Step 2: Air or ground source heat pump with underfloor heating

..

Typical installation cost	£5,000 - £30,000
---------------------------	------------------

Typical yearly saving	£1,118
-----------------------	--------

Potential rating after completing steps 1 and 2	93 A
---	------

Who to contact about this certificate

Contacting the assessor

If you're unhappy about your property's energy assessment or certificate, you can complain to the assessor who created it.


Assessor's name	Chris McLean
-----------------	--------------

Telephone	07751695309 
-----------	---

Email	chris.mclean54@yahoo.co.uk
-------	--

Contacting the accreditation scheme


If you're still unhappy after contacting the assessor, you should contact the assessor's accreditation scheme.

Accreditation scheme	Quidos Limited
Assessor's ID	QUID209992
Telephone	01225 667 570 
Email	info@quidos.co.uk

About this assessment

Assessor's declaration	No related party
Date of assessment	30 June 2025
Date of certificate	4 July 2025
Type of assessment	► RdSAP

Other certificates for this property


If you are aware of previous certificates for this property and they are not listed here, please contact us at mhclg.digital-services@communities.gov.uk or call our helpdesk on 020 3829 0748  (Monday to Friday, 9am to 5pm).

There are no related certificates for this property.



[Help \(/help\)](#) [Accessibility \(/accessibility-statement\)](#) [Cookies \(/cookies\)](#)
[Give feedback \(https://forms.office.com/e/KX25htGMX5\)](https://forms.office.com/e/KX25htGMX5)
[Service performance \(/service-performance\)](#)

All content is available under the Open Government Licence v3.0 (<https://www.nationalarchives.gov.uk/doc/open-government-licence/version/3/>), except where otherwise stated



© Crown copyright (<https://www.nationalarchives.gov.uk/information-management/re-using-public-sector-information/uk-government-licensing-framework/crown-copyright/>)