

Energy performance certificate (EPC)

19a Bridge Road Helens Bay BANGOR BT19 1TT	Energy rating	Valid until: 21 May 2034
	C	Certificate number: 2080-4715-4140 -0503-2825

Property type	Detached house
Total floor area	231 square metres

Energy rating and score

This property's energy rating is C. It has the potential to be C.

[See how to improve this property's energy efficiency.](#)

Score	Energy rating	Current	Potential
92+	A		
81-91	B		
69-80	C	70 C	73 C
55-68	D		
39-54	E		
21-38	F		
1-20	G		

The graph shows this property's current and potential energy rating.

Properties get a rating from **A (best)** to **G (worst)** and a score. The better the rating and score, the lower your energy bills are likely to be.

For properties in Northern Ireland:

- the average energy rating is D
- the average energy score is 60

Breakdown of property's energy performance

Features in this property

Features get a rating from very good to very poor, based on how energy efficient they are. Ratings are not based on how well features work or their condition.

Assumed ratings are based on the property's age and type. They are used for features the assessor could not inspect.

Feature	Description	Rating
Wall	Cavity wall, as built, insulated (assumed)	Good
Roof	Pitched, 100 mm loft insulation	Average
Window	Fully double glazed	Good
Main heating	Boiler and radiators, mains gas	Good
Main heating control	Programmer, room thermostat and TRVs	Good
Hot water	From main system	Good
Lighting	Low energy lighting in 47% of fixed outlets	Good
Floor	Suspended, limited insulation (assumed)	N/A
Secondary heating	Room heaters, dual fuel (mineral and wood)	N/A

Primary energy use

The primary energy use for this property per year is 181 kilowatt hours per square metre (kWh/m²).

▶ [About primary energy use](#)

How this affects your energy bills

An average household would need to spend **£3,088 per year on heating, hot water and lighting** in this property. These costs usually make up the majority of your energy bills.

You could **save £337 per year** if you complete the suggested steps for improving this property's energy rating.

This is **based on average costs in 2024** when this EPC was created. People living at the property may use different amounts of energy for heating, hot water and lighting.

Impact on the environment

This property's environmental impact rating is D. It has the potential to be D.

Properties get a rating from A (best) to G (worst) on how much carbon dioxide (CO₂) they produce each year.

Carbon emissions

An average household produces	6 tonnes of CO ₂
This property produces	7.7 tonnes of CO ₂
This property's potential production	6.9 tonnes of CO ₂

You could improve this property's CO₂ emissions by making the suggested changes. This will help to protect the environment.

These ratings are based on assumptions about average occupancy and energy use. People living at the property may use different amounts of energy.

Changes you could make

► [Do I need to follow these steps in order?](#)

Step 1: Increase loft insulation to 270 mm

Typical installation cost £100 - £350

Typical yearly saving £126

Potential rating after completing step 1 **71 C**

Step 2: Low energy lighting

Typical installation cost £85

Typical yearly saving £94

Potential rating after completing steps 1 and 2 **72 C**

Step 3: Floor insulation (suspended floor)

Typical installation cost £800 - £1,200

Typical yearly saving £117

Potential rating after completing steps 1 to 3 **73 C**

Step 4: Solar photovoltaic panels, 2.5 kWp

Typical installation cost £3,500 - £5,500

Typical yearly saving £564

Potential rating after completing steps 1 to 4 **78 C**

Help paying for energy improvements

You might be able to get a grant from the [Boiler Upgrade Scheme \(https://www.gov.uk/apply-boiler-upgrade-scheme\)](https://www.gov.uk/apply-boiler-upgrade-scheme). This will help you buy a more efficient, low carbon heating system for this property.

Who to contact about this certificate

Contacting the assessor

If you're unhappy about your property's energy assessment or certificate, you can complain to the assessor who created it.

Assessor's name Chris McLean


Telephone [07751695309](tel:07751695309)

Email


chris.mclean54@yahoo.co.uk

Contacting the accreditation scheme


If you're still unhappy after contacting the assessor, you should contact the assessor's accreditation scheme.

Accreditation scheme	Quidos Limited
Assessor's ID	QUID209992
Telephone	01225 667 570 
Email	info@quidos.co.uk

About this assessment

Assessor's declaration	No related party
Date of assessment	22 May 2024
Date of certificate	22 May 2024
Type of assessment	 RdSAP

Other certificates for this property

If you are aware of previous certificates for this property and they are not listed here, please contact us at dluhc.digital-services@levellingup.gov.uk or call our helpdesk on 020 3829 0748  (Monday to Friday, 9am to 5pm).

There are no related certificates for this property.

[Help \(/help\)](#) [Accessibility \(/accessibility-statement\)](#) [Cookies \(/cookies\)](#)

[Give feedback \(https://forms.office.com/e/hUnC3Xq1T4\)](https://forms.office.com/e/hUnC3Xq1T4) [Service performance \(/service-performance\)](#)

OGL

All content is available under the [Open Government Licence v3.0 \(https://www.nationalarchives.gov.uk/doc/open-government-licence/version/3/\)](https://www.nationalarchives.gov.uk/doc/open-government-licence/version/3/), except where otherwise stated



[ht \(https://www.nationalarchives.gov.uk/information-management/re-using-public-sector-information/uk-government-licensing-framework/\)](https://www.nationalarchives.gov.uk/information-management/re-using-public-sector-information/uk-government-licensing-framework/)