

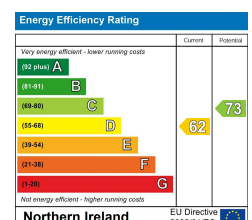


## 24 Belvoir Crescent, Belvoir Park, Belfast, BT8 7EJ

**Asking Price £139,950**

Set just off Belvoir Drive and within a cul de sac position, we are delighted to offer for sale this end terrace home with a realistic and affordable asking price. Belvoir Park is such a central setting and popular area to live with many amenities close by. These include schools, local shops with the Tesco superstore and Forestside shopping centre also very convenient. The area is serviced by good bus services with good access into Belfast City centre. For those who will appreciate its mature surroundings and nature walks, Belvoir Park forest and Shaw's Bridge are within walking distance and have some of the most stunning walking areas in the BT8 location. The accommodation that it offers will be of surprise with 3 well proportioned bedrooms, two separate receptions, fitted kitchen and a white bathroom suite on the 1st floor. Outside there are gardens to the front and rear and there is also a pleasant woodland aspect to the front. Early viewing is certainly recommended.

- End terrace home
- Three good size bedrooms
- Fitted kitchen
- Gas heating
- Gardens to the front and to the rear
- Cul de sac position
- Two separate reception rooms
- White bathroom suite
- Double glazed windows
- Pleasant woodland aspect to the front



### **The accommodation comprises**

Hardwood and glass panelled front door leading to the entrance hall.

### **Entrance hall**

Under stairs storage.

**Dining / living room 13'9 x 10'5 (4.19m x 3.18m)**



Tiled fireplace with raised tiled hearth

**Lounge 14'2 x 12'8 (4.32m x 3.86m)**



Marble fireplace with raised hearth.

### **Kitchen**



Range of high and low level units, single drainer sink unit with mixer taps, work surfaces, part tiled walls, cooker and fridge freezer space, plumbed for washing machine.

### **1st floor**

Landing, built in storage.

**Bedroom 11'4'5 x 9'2 (4.39m x 2.79m)**



Built in robe.



### Bedroom 2 11'3 x 10'4 (3.43m x 3.15m)



### Bedroom 3 10'7 x 7'9 (3.23m x 2.36m)



Dual aspect windows.

### Bathroom



White suite comprising panelled bath, Mira jump shower, low flush w/c, pedestal wash hand basin, storage with gas boiler, extractor fan.

### Outside

#### Front garden

Garden to the front laid in lawn. Side gate access.

#### Front aspect



Pleasant woodland aspect to the front.

#### Rear gardens



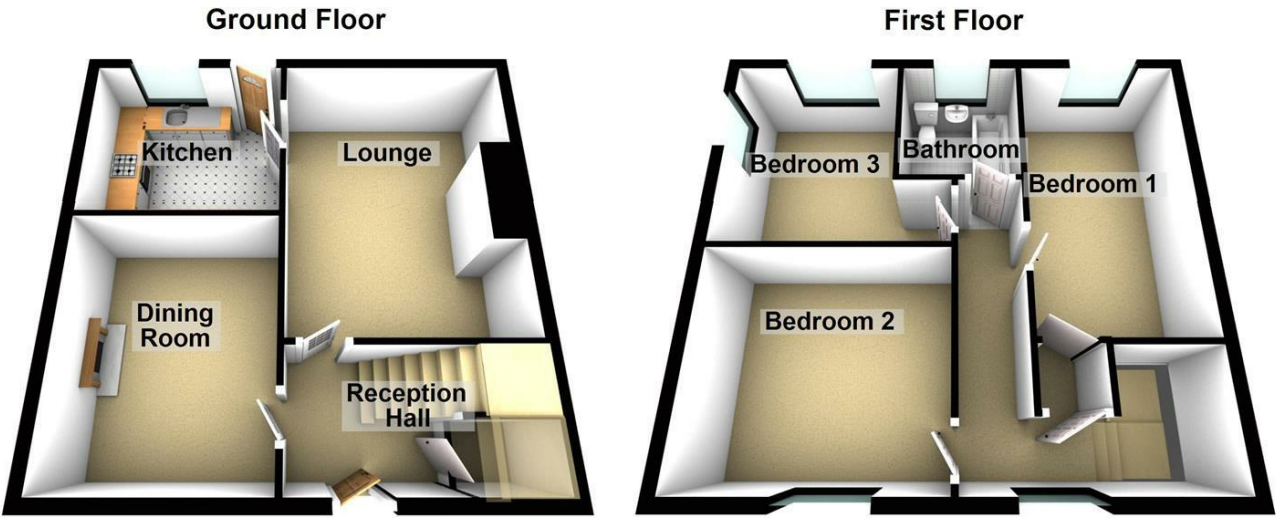
Gardens to the rear laid in lawn. Outside storage.

#### Rear elevation

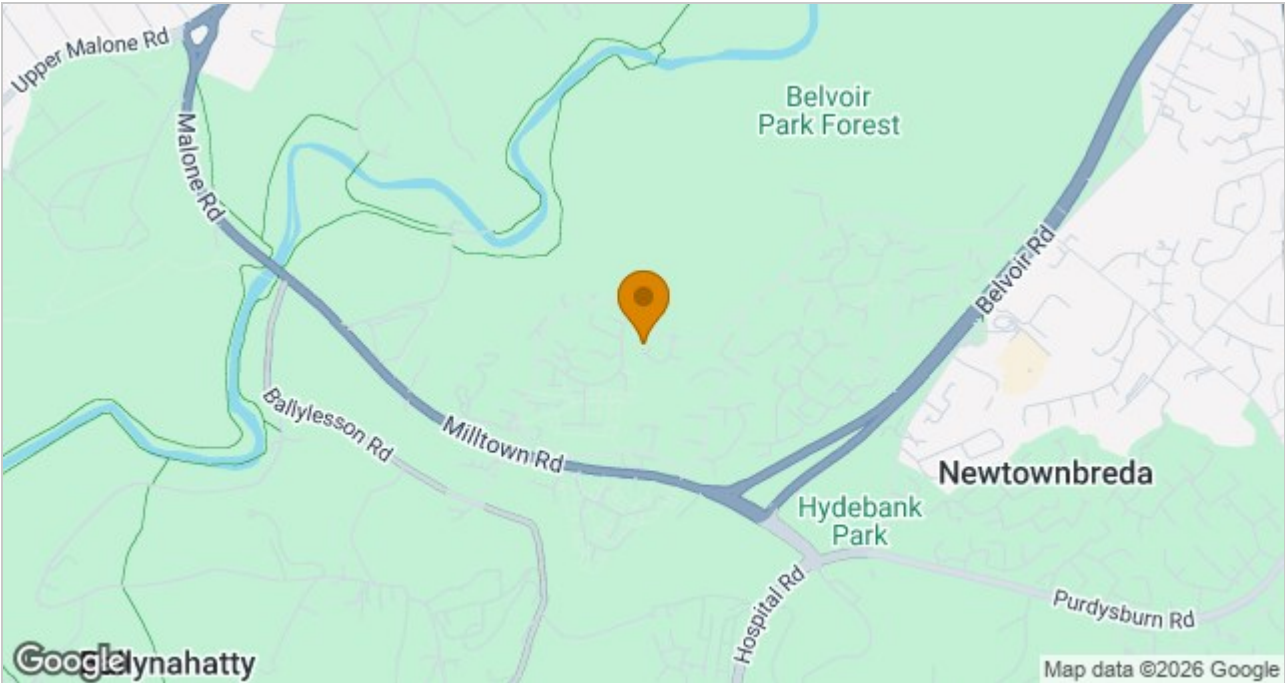




Floor Plan



Area Map



These particulars, whilst believed to be accurate are set out as a general outline only for guidance and do not constitute any part of an offer or contract. Intending purchasers should not rely on them as statements of representation of fact, but must satisfy themselves by inspection or otherwise as to their accuracy. No person in this firms employment has the authority to make or give any representation or warranty in respect of the property.

ULSTERPROPERTYSALES.CO.UK