

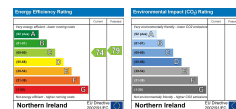


39 Silverstream Road

Belfast, BT14 8GB

Offers in the region of

£120,000



39 Silverstream Road

, Belfast, BT14 8GB

Offers in the region of £120,000



A keenly priced property in a highly regarded residential location which is sure to appeal to first-time buyers, growing families and investors alike.

Internally the dwelling comprises entrance hallway, bright reception, fitted kitchen, downstairs bathroom suite and four first floor bedrooms. Outside there are enclosed gardens to the front and rear.

The property further benefits from gas fired central heating and full uPVC double glazing.

Silverstream Road is conveniently located close to many leading shops and amenities including Ballysillan Dental Practice, Ballysillan Leisure Centre, Iceland and both the Boys and Girls Model. It also shares excellent bus links with Belfast City Centre.

Contact Rea Estates NOW for further details or to arrange an appointment to view.

Ground Floor

Entrance Hallway

PVC front door with smoked glass inset, vinyl flooring, under stair storage, enclosed electricity meter

Living Room 12'5" x 10'11" (3.79m x 3.33m)

Tiled fireplace and surround with electric fire inset, wood laminate flooring, double panelled radiator

Kitchen

Fitted kitchen with high and low level units, tiled splash backs and contrasting worktops, stainless steel sink and drainer with mixer tap, plumbed for a washing machine, tiled flooring, panelled radiator

Downstairs Bathroom

Classic white bathroom suite including low flush WC, pedestal wash hand basin and panelled bath with shower attachment overhead, tiled flooring, enclosed storage, panelled radiator

First Floor

Landing

Access to roof space

Bedroom 1 7'5" x 9'2" (2.28m x 2.80m)

Panelled radiator

Bedroom 2 7'7" x 14'0" (2.33m x 4.28m)

Bedroom 3 11'1" x 10'6" (3.39m x 3.21m)

Enclosed storage cupboard, panelled radiator

Bedroom 4 8'0" x 9'5" (2.44m x 2.88m)

Enclosed storage cupboard, panelled radiator

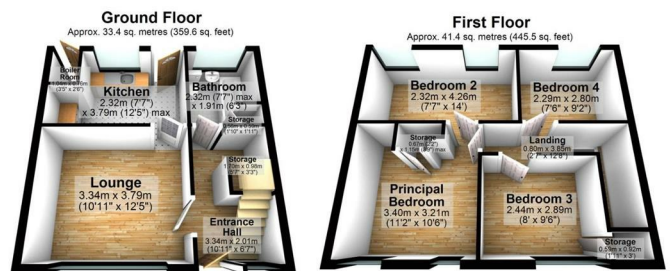
Outside

Front

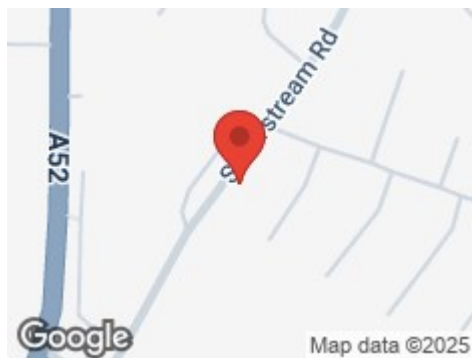
Brick privacy wall with metal entrance gate, garden laid out in lawn

Rear

Paved garden, wood panelled fencing surround, enclosed gas boiler house



Road Map



Hybrid Map



Terrain Map



Floor Plan

VIEWING STRICTLY BY APPOINTMENT WITH OUR OFFICE

These particulars, whilst believed to be accurate are set out as a general outline only for guidance and do not constitute any part of an offer or contract. Intending purchasers should not rely on them as statements of representation of fact, but must satisfy themselves by inspection or otherwise as to their accuracy. No person in this firm's employment has the authority to make or give any representation or warranty in respect of the property.